

Another way to toggle price for Take Outs and Dine-In Orders.

Need two price Definitions 1. Take Away 2. Dine In

Also need to adjust the price in Price list editor

SambaPOS 4 [App: 4.1.82] [2/16/2015 9:31:15 PM] [DB: 78-78] SQ

LAST SALE [Cash]: 32.00 Total: 32.00 Change: 0 Tuesday, February 17, 2015 12 24 AM

Products

Product List
Menu List
Product Tag Editor
Price List Editor
Price Definitions
Tax Templates
Product Timers

Settings
Products
Inventory
Tickets
Accounts
Entities
Automation
Users
Samba Network

Product Tag Editor x Price List Editor x **Price Definition List x** Editing Price Definition x

TAKE AWAY
DINE IN

Search:

[Add Price Definition](#)
[Edit Price Definition](#)
[Delete Price Definition](#)
[Change Sort Order](#)

Keyboard Message Server not Connected Administrator Main Menu

Windows taskbar: 00:24 17-02-2015

SambaPOS 4 [App: 4.1.82] [2/16/2015 9:31:15 PM] [DB: 78-78] SQ

LAST SALE [Cash]: 32.00 Total: 32.00 Change: 0 Tuesday, February 17, 2015 12 24 AM

Product Tag Editor x **Price List Editor x**

Search

Product	Portion	Price	DINE IN	TAKE AWAY
Rogan Josh Lamb	Normal	17.50	19.00	17.50
Madras Chicken	Normal	16.50	18.00	16.50
Madras Lamb	Normal	17.50	19.00	17.50
Kadai Chicken	Normal	16.50	18.00	16.50
Kadai Lamb	Normal	17.50	19.00	17.50
Balti Chicken	Normal	16.50	18.00	16.50
Balti Lamb	Normal	17.50	19.00	17.50
Saag Chicken	Normal	16.50	18.00	16.50
Saag Lamb	Normal	17.50	19.00	17.50
Vindaloo Chicken	Normal	16.50	18.00	16.50
Vindaloo Lamb	Normal	17.50	19.00	17.50
Jalfrezi Chicken	Normal	16.50	18.00	16.50
Jalfrezi Lamb	Normal	17.50	19.00	17.50
Biryani Chicken	Normal	17.50	18.00	16.50
Biryani Lamb	Normal	17.50	19.00	17.50
Aloo Gobi	Normal	15.00	16.00	15.00
Navratan Korma	Normal	15.00	16.00	15.00
Malai Kofta	Normal	15.00	16.00	15.00
Jalfrezi Veg	Normal	15.00	16.00	15.00

Save

Keyboard Message Server not Connected Administrator Main Menu

Windows taskbar: 00:24 17-02-2015

1. Take Away
 2. Dine In
- ## Automation Commands with default mapping

SambaPOS 4 [App: 4.1.82] [2/16/2015 9:31:15 PM] [DB: 78-78] SQ

LAST SALE [Cash]: 32.00 Total: 32.00 Change: 0 Tuesday, February 17, 2015 12:27 AM

Automation

Product Tag Editor | Price List Editor | Automation Command | Editing Automation Command

General Settings

Mappings

Name: TAKE AWAY

Button Header: TAKE AWAY

Color: Yellow

Font Size: 26

Confirmation: None

☐ Execute Once

☒ Clear Selection

☒ Toggle Values

Values:

Save

Keyboard Message Server not Connected Administrator Main Menu

SambaPOS 4 [App: 4.1.82] [2/16/2015 9:31:15 PM] [DB: 78-78] SQ

LAST SALE [Cash]: 32.00 Total: 32.00 Change: 0 Tuesday, February 17, 2015 12:29 AM

Automation

Product Tag Editor | Price List Editor | Automation Command | Editing Automation Command

General Settings

Mappings

Name: DINE-IN

Button Header: DINE-IN

Color: Purple

Font Size: 26

Confirmation: None

☐ Execute Once

☒ Clear Selection

☒ Toggle Values

Values:

Save

Keyboard Message Server not Connected Administrator Main Menu

Need two actions and rules

SambaPOS 4 [App: 4.1.82] [2/16/2015 9:31:15 PM] [DB: 78-78] SQ

SambaPOS LAST SALE [Cash]: 32.00 Total: 32.00 Change: 0 Tuesday, February 17, 2015 12 31 AM

Automation Product Tag Editor Price List Editor Automation Command Editor Action List Editing Action (Update)

Automation

Actions

Rules

Triggers

Automation Commands

Scripts

Settings

Products

Inventory

Tickets

Accounts

Entities

Automation

Users

Samba Network

Action Name: Update Take Away Price

Action Type: Update Order

Parameters:

Quantity:

Price:

Portion Name:

Price Tag: TAKE AWAY

Increase Inventory:

Decrease Inventory:

Calculate Price:

Locked:

Tax Template: %15 GST

Account Transaction Type:

Save

Keyboard Message Server not Connected Administrator Main Menu

SambaPOS 4 [App: 4.1.82] [2/16/2015 9:31:15 PM] [DB: 78-78] SQ

SambaPOS LAST SALE [Cash]: 32.00 Total: 32.00 Change: 0 Tuesday, February 17, 2015 12 32 AM

Automation Action List Editing Action (Update)

Automation

Actions

Rules

Triggers

Automation Commands

Scripts

Settings

Products

Inventory

Tickets

Accounts

Entities

Automation

Users

Samba Network

Action Name: Update Dine-In Price

Action Type: Update Order

Parameters:

Quantity:

Price:

Portion Name:

Price Tag: DINE IN

Increase Inventory:

Decrease Inventory:

Calculate Price:

Locked:

Tax Template: %15 GST

Account Transaction Type:

Save

Keyboard Message Server not Connected Administrator Main Menu

Rules

SambaPOS 4 [App: 4.1.82] [2/16/2015 9:31:15 PM] [DB: 78-78] SQ

LAST SALE [Cash]: 32.00 Total: 32.00 Change: 0 Tuesday, February 17, 2015 12:33 AM

Automation

- Actions
- Rules**
- Triggers
- Automation Commands
- Scripts

Settings
Products
Inventory
Tickets
Accounts
Entities
Automation
Users
Samba Network

Rule List x Editing Rule (Update) x

General Settings

Mappings

Rule Name: Update Take Away Price When Clicked

Event Name: Automation Command Executed

Custom Constraint List

Execute rule if Matches

Add Custom Constraint

Automation Command Name Equals TAKE AWAY Remove

Actions: Select Actions

Update Take Away Price

Constraint:

Save

Keyboard Message Server not Connected Administrator Main Menu

00:33 17-02-2015

SambaPOS 4 [App: 4.1.82] [2/16/2015 9:31:15 PM] [DB: 78-78] SQ

LAST SALE [Cash]: 32.00 Total: 32.00 Change: 0 Tuesday, February 17, 2015 12:33 AM

Automation

- Actions
- Rules**
- Triggers
- Automation Commands
- Scripts

Settings
Products
Inventory
Tickets
Accounts
Entities
Automation
Users
Samba Network

Rule List x Editing Rule (Update) x

General Settings

Mappings

Rule Name: Update Dine In Price When Dine-in Clicked

Event Name: Automation Command Executed

Custom Constraint List

Execute rule if Matches

Add Custom Constraint

Automation Command Name Equals DINE-IN Remove

Actions: Select Actions

Update Dine-In Price

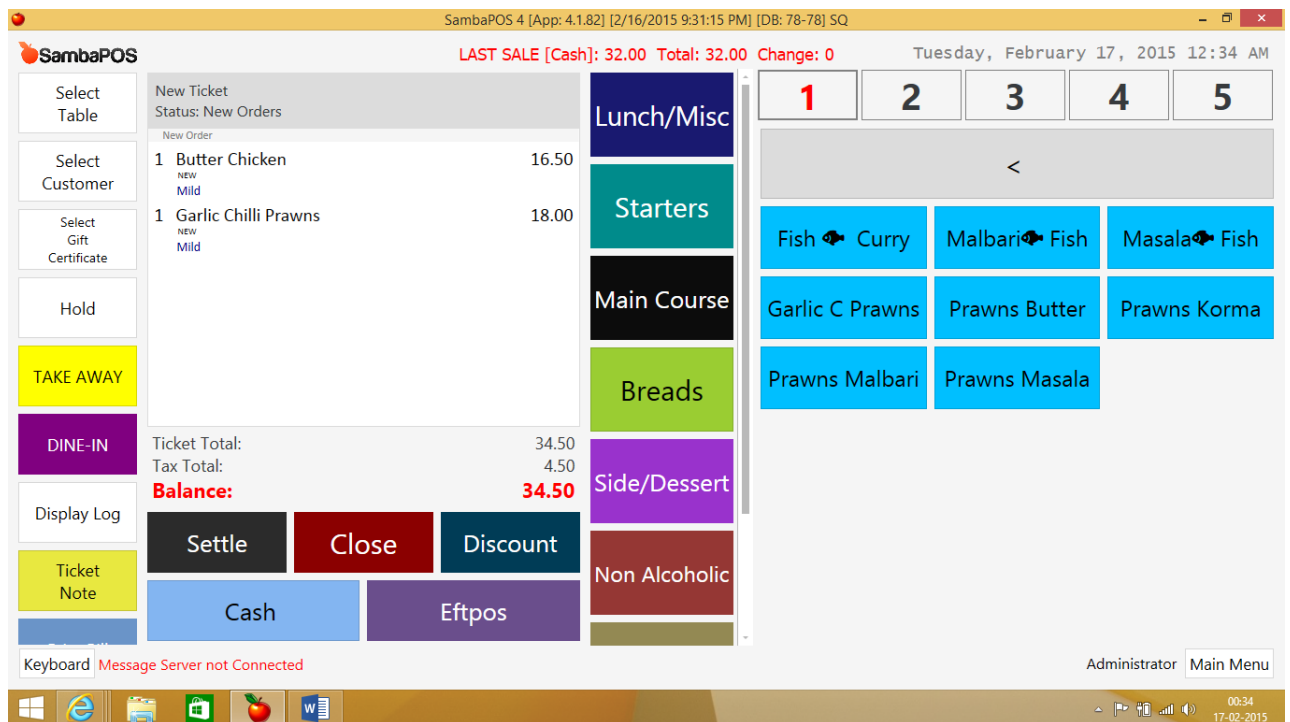
Constraint:

Save

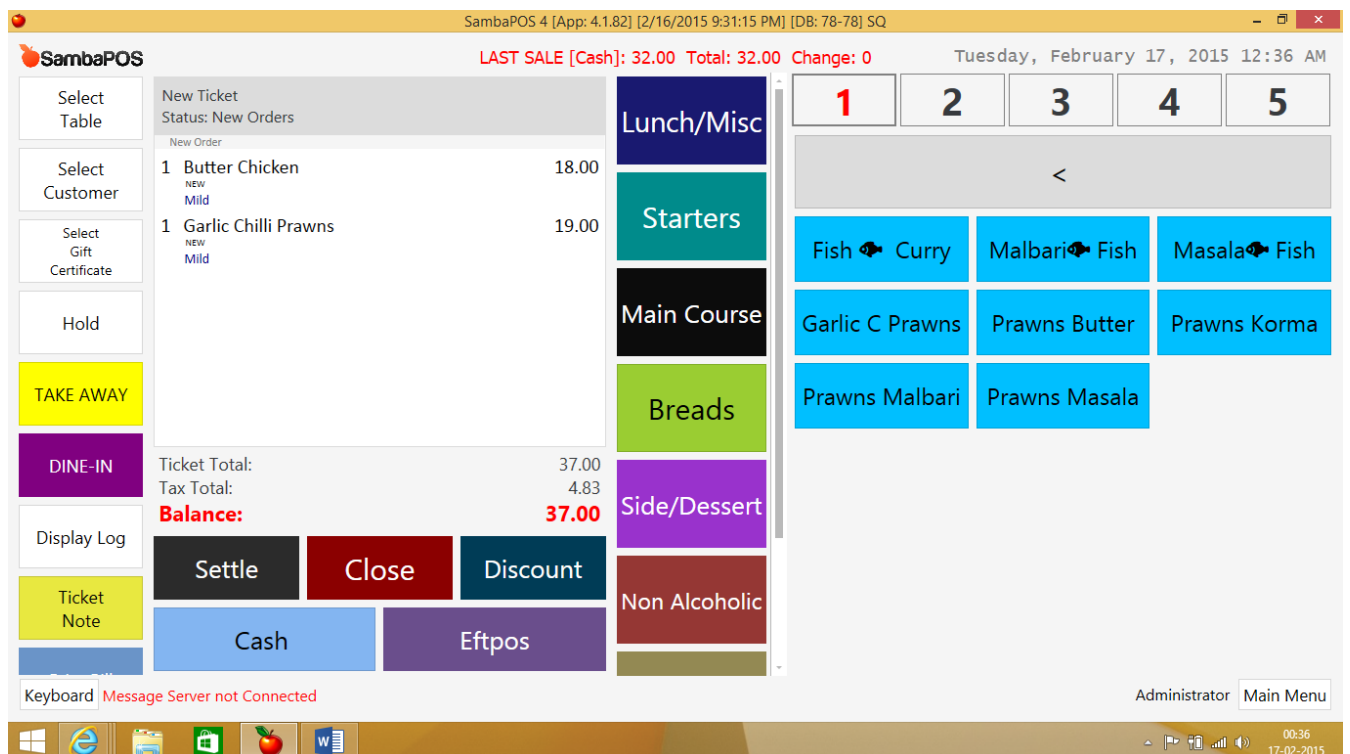
Keyboard Message Server not Connected Administrator Main Menu

00:33 17-02-2015

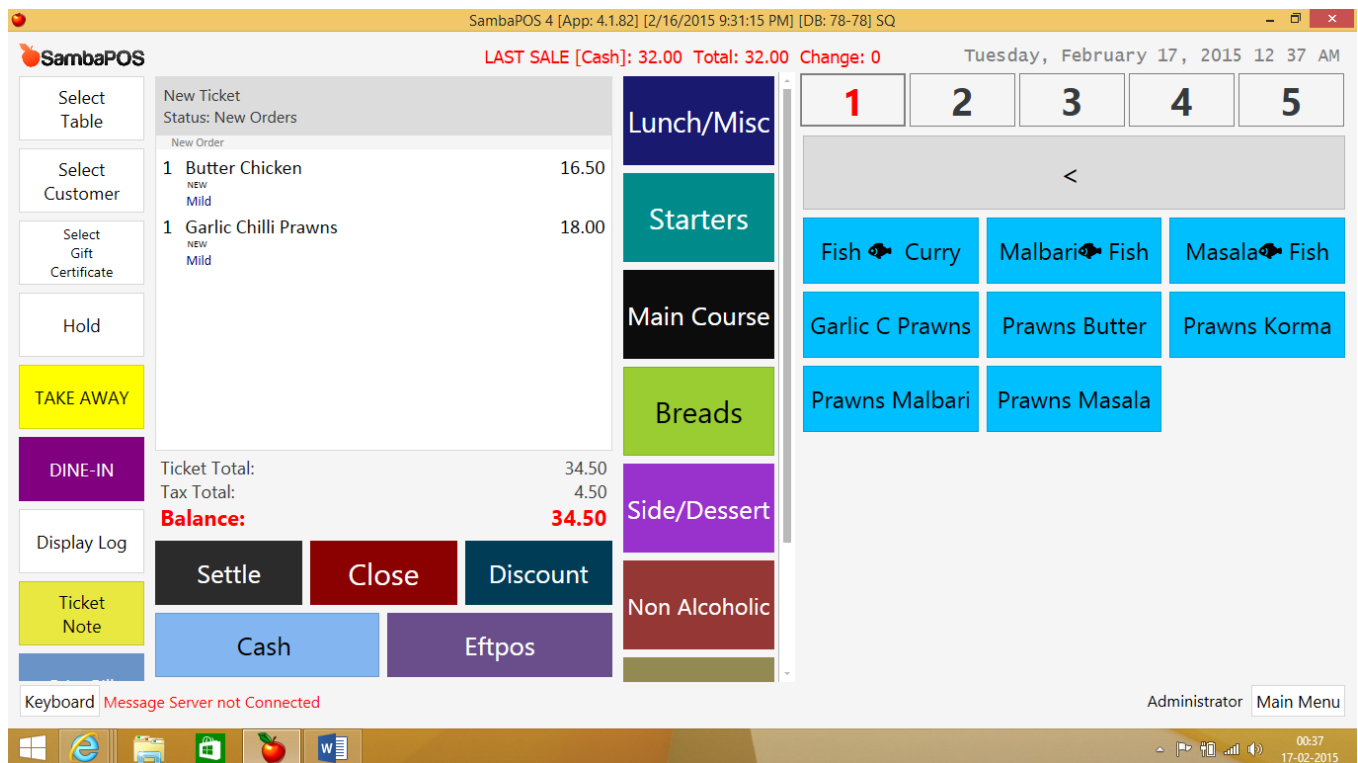
Here I selected two dishes they came with normal portion as its takeaway price in my scenario, so if take out comes no need to select automation command.



When I Clicked Dine In The price been updated



If Some reason custome changed mind and want it take away then u can select takeaway to get the price normal.



This will work after ticket closing too. If some customer called and placed order than came to pick but changed mind would like to eat just open ticket and select dine-in

*I can't figure it out with one button value changes as this will save space on screen

*Also How to track Sales of Take Away and Dine-in?

*And need to figure out Ticket and Kitchen Print with Price tag

If it meets the above then this wil suite more for me

****may be implement another price tag with discounts or vip price or something else

Looking for suggestions and improvements thanking you.